

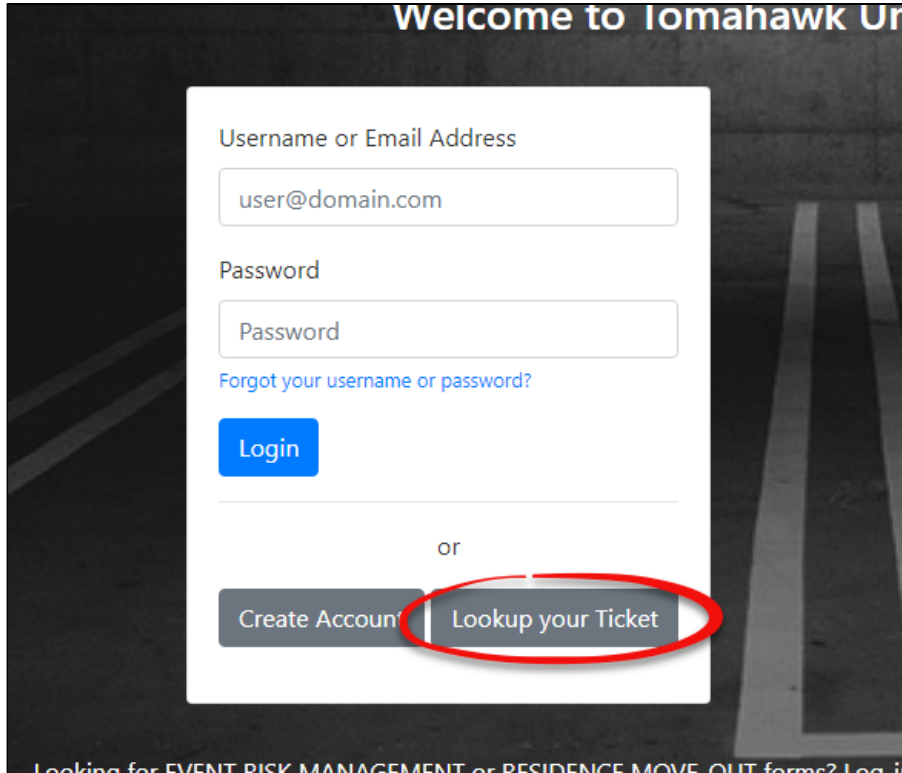
Guest Payments

If an individual does not want to create an account or enter personal information when paying a violation they have the ability through Guest Payments to pay for a ticket without having an account.

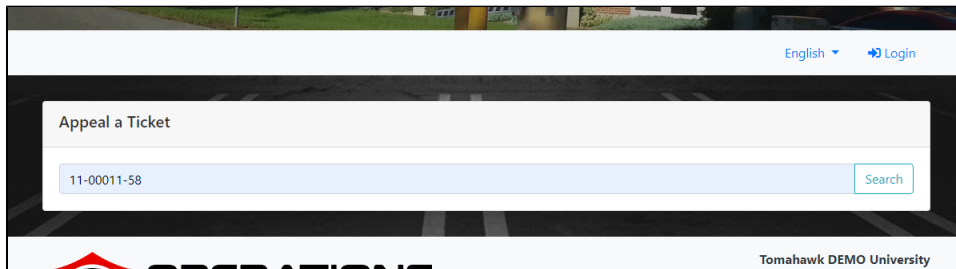
In our test scenario, we have ticket #TT-10133-3K (Note: Ticket number is **TT-10133-** and **3K** is the PIN)

Written by Vehicle ABC123 User: jsmith

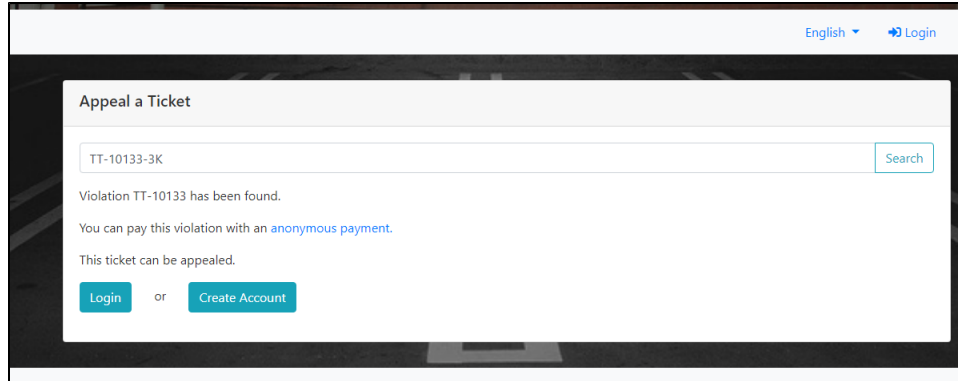
1. Go to the login page and click **Lookup your Ticket**.



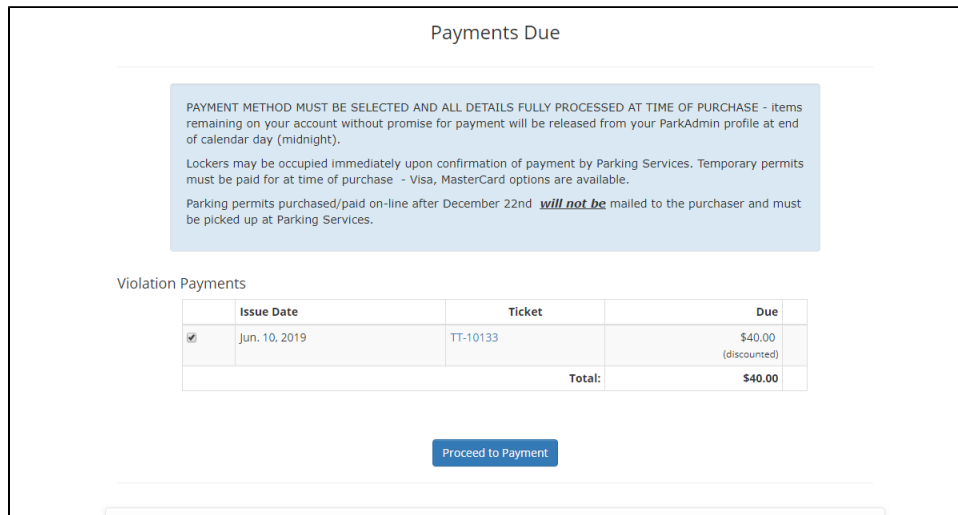
2. Enter the ticket number including the PIN number in the appeals field (**TT-10133-3K**)



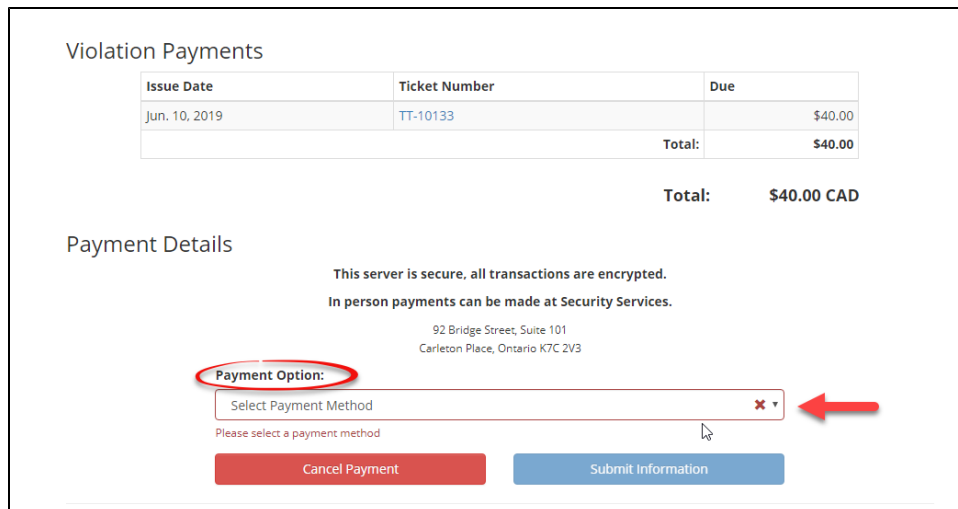
3. Click **Search**. The Violation Ticket Login screen appears. Note the link to the **anonymous payment**



4. Click **anonymous payment** to display the **Payment Due** window. Notice the **Anonymous Payment Message** will appear at the top of the page.



5. Click **Proceed to Payment**. The screen will refresh and the **Payment Option** selector will now appear on the page.



6. Select the **Payment Option** and enter the user's email address.

Violation Payments

Issue Date	Ticket Number	Due
Jun. 10, 2019	TT-10133	\$40.00
Total:		\$40.00

Total: \$40.00 CAD

Payment Details

This server is secure, all transactions are encrypted.
In person payments can be made at Security Services.

92 Bridge Street, Suite 101
Carleton Place, Ontario K7C 2V3

1 Payment Option:
HP: AuthorizeNet ✓

2 Email Address:
sample_email@email.com ✓

Cancel Payment Submit Information 3

7. Click **Submit Information**. The Tomahawk University Parking and Security Credit Card form will be displayed. Fill in the required information.

Tomahawk University Parking and Security


Order Information * Required Fields

Invoice Number: 5cfebde72b7e729

Description:

Total: \$40.00 (USD)

Payment Information



Card Number: * (enter number without spaces or dashes)

Expiration Date: * (mmyy)

Billing Information

Customer ID: bd9cb3a5-83b6-4e40-a

First Name: Last Name:

Address:

City:

State/Province: Zip/Postal Code:

Country:

Email:

Phone:

PREVIEW-TESTING!!! This page includes ways to generate failure states:
http://developer.authorize.net/hello_world/testing_guide/

8. Click **Pay Now**. The system displays the payment confirmation screen.

